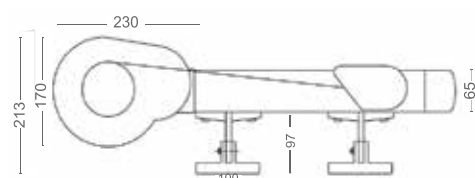
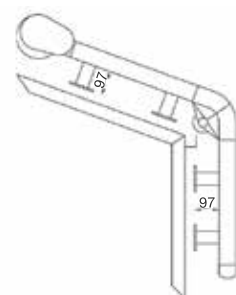
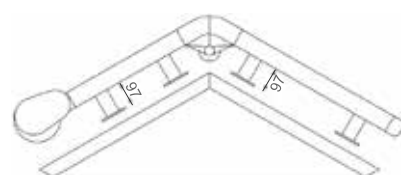


Extend your Lifestyle®
Sundream® Conservatory Awning

Headbox and track side



Steeraround



Your Authorised Distributor is:

ALUXOR 
AWNING SYSTEMS
Aluxor Awning Systems
Aluxor Industries Pty Ltd
www.aluxor.com.au



ALUXOR 
AWNING SYSTEMS

conservatory awnings



Sundream Conservatory Awning

The Sundream® Conservatory Awning is especially designed for mounting above glass roofs or pergolas, to stop sun and heat before they reach the interior of your home or business.

The Sundream is a highly versatile and robust awning which runs in sturdy aluminium guide tracks that are designed for durability and maintenance free operation.

The internal roller system has two heavy duty spring units that are increasingly loaded while the awning extends, so that the cover is always being kept under tension, ensuring its smooth operation.

The design allows for a variable **steeraround** function that enables the awning to turn corners of up to 90 degrees.

Awnings can extend to 6.5m in width and 6.5m in projection (up to a total of 39m²) with coupled units extending up to 24m wide to a total of 120m². All awnings are motorised and powdercoated to your choice of colour.

Below images: a/ Cassette headbox, track, and extension legs
b/ Steeraround, c/ Internal spring, d/ Front rail



Sundream Conservatory Awning

The Steeraround design is ideal for pergolas and for A frame glass conservatories. The design can be customised to suit a wide range of structures.

The Sundream Conservatory Awning can also be supplied with an **Integrated mounting post + rail** (for sizes up to 36m²) and light rain **gutter system**.

The integrated frame is supplied with two front posts and headbox mounting plates. Additional back posts are also available.

Below images: e/ Adjustable mounting foot, f/ Integrated mounting frame section, g/ Gutter system, h/ Mounting post base, i/ Headbox fixing for intergrated frame.



Specifications

| | |
|--|---|
| Headbox size (h x d) | ✓ 170 x 230mm |
| Total height including mounting feet | ✓ 213mm |
| Width range single / coupled units (m) | ✓ 1.4m – 6.5m / 24m |
| Maximum projection (metres) | ✓ 6.5m |
| Maximum single / coupled unit m² | ✓ 39m² / 120m² |
| Steeraround | A Up to 90° |
| Integrated mounting frame and gutters | A Including posts and cross rail |
| Adjustable mounting feet | ✓ For lateral fixing adjustment |
| Extension legs | A Custom height |
| Side mount brackets | A Fitting to walls / steel beams |
| Fabric support tube | ✓ For certain sizes |
| Motorised (manual not available) | ✓ Hardwired |
| Motorised with remote option | A Includes handheld remote control |
| Automation features | A Wind and timer systems |
| Extruded aluminium cassette and tracks | ✓ 140 powdercoat colours |
| Fabric | ✓ Acrylic canvas |
| Fabric | A PVC plastisol coated or pre-tensioned |

✓: Standard A: Available
Designs and specifications for all awnings are subject to change without notice.

CARE: The Sundream is designed as a sunshade system. Although the acrylic fabric can withstand light to heavy rain, this may result in water pooling that may stretch the fabric over time.

